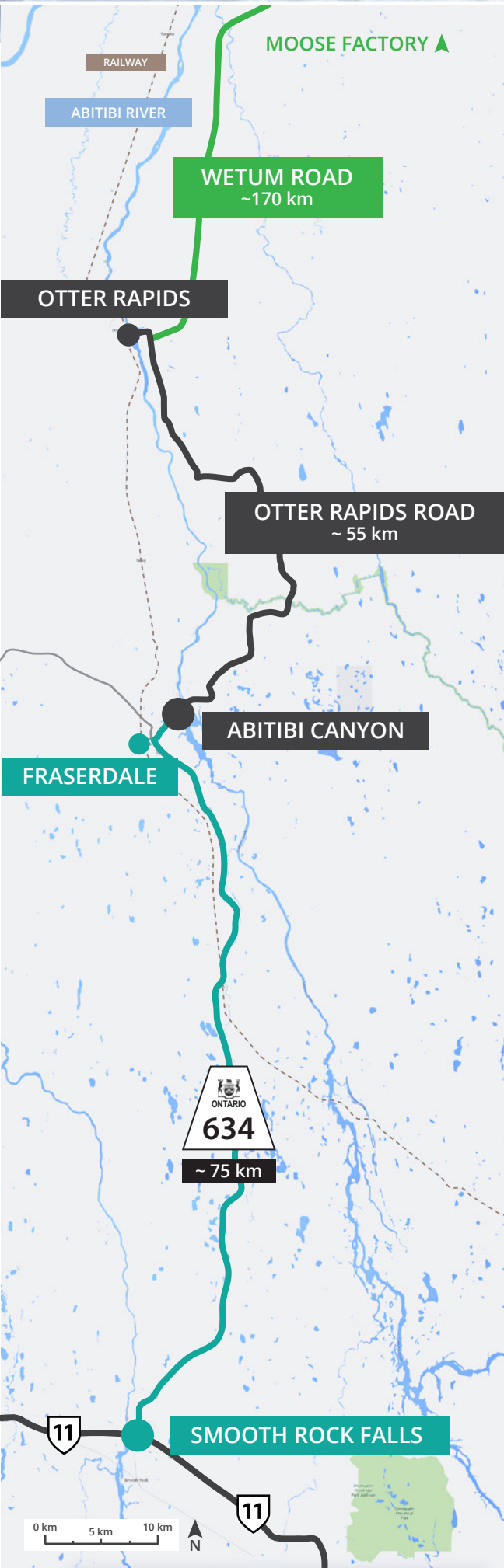




2017 / 2018

WETUM ROAD

UPDATES



OPENING DATE:
FRIDAY, JANUARY 12, 2018
10:00 AM

Traffic is limited to Class One and Class Two vehicles only. Drive with caution and obey posted speed limits.

PLEASE NOTE:

- Respect our environment - Please do not litter while on the road
- Obey all posted signs
- Be mindful of heavy equipment working on the road
- No parking of vehicles along the road
- Absolutely no hunting, fishing, trapping, or cutting of firewood
- Transportation of snowmobiles for the purpose of accessing areas along the winter road is not permitted
- The road is not to be used for any resource development activities
- No building of incidental cabins

Wetum Road
Length:

**170
KM**

Otter Rapids
Road Length:

**55
KM**

Highway 634
Length:

**75
KM**

UPDATE POSTED:
January 10, 2018

TRUCK TYPE AND WEIGHT CLASS

The vehicle icons on the following page depict examples of vehicles in each DOT classification 1-8 with corresponding load ranges. These classifications are guidelines in understanding the type of vehicle used for different applications by vehicle class.

CLASS ONE
6,000 lbs. or less




CLASS TWO
6,001 to 10,000 lbs.



CLASS THREE
10,001 to 14,000 lbs.



CLASS FOUR
14,001 to 16,000 lbs.



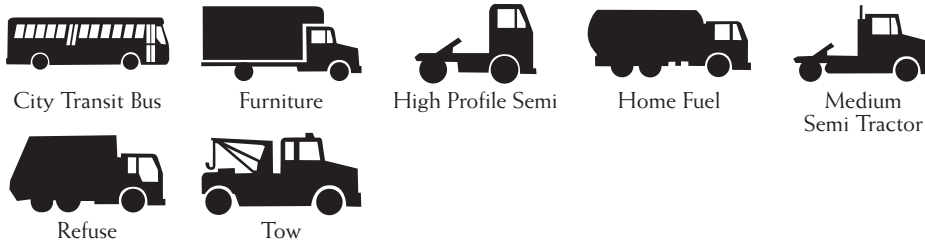
CLASS FIVE
16,001 to 19,500 lbs.




CLASS SIX
19,501 to 26,000 lbs.



CLASS SEVEN
26,001 to 33,000 lbs.



CLASS EIGHT
33,001 lbs. & over



TRAILERS

